


The benchmark for industrial sweepers



The SR 1601 series consists of five models with a choice of 2 diesel (2 cyl and 3 cyl), petrol or LPG engine, or 48 V battery powered operation for outdoor or indoor use. The powerful cleaning action is ideally suited for cleaning of manufacturing areas, parking lots, construction sites, warehouses etc.



Technical specifications

Description	Unit	SR 1601 - 2cyl D	SR 1601 - 3cyl D	SR 1601 - LPG	SR 1601 - P	SR 1601 - B
Motor power source		Diesel, 2cyl. 9.2 kW (12.3 Hp)	Diesel, 3cyl. 16.3 kW (26 Hp)	Petrol, 3 cyl. 20 kW (26.8 Hp)	Petrol, 3 cyl. 20 kW (26.8 Hp)	48V
Motor brand		Lombardini LDW702	Kubota D1105	Kubota DF972	Kubota DF972	Metalrota
Productivity rate theoretical/actual	m ² /h	10000/7000	19200/13400	19200/13400	15000/10000	13000/9000
Working width with main broom	mm	900	900	900	900	900
Working width with right side brush	mm	1250	1250	1250	1250	1250
Working width with 2 side brushes	mm	-	1600	1600	1600	1600
Min. turn-around aisle width	cm	306	306	306	306	306
Max. speed	km/h	8	12	12	12	8
Hopper volume	litre	315	315	315	315	315
Max. dumping height	cm	159	159	159	159	159
Main filter area	m ²	10	10	10	10	10
Battery compartment size (l x w x h)	mm	-	-	-	-	850 x 300x 650 & 480 x 280x 630
Length x width x height	cm	222x132x146	222x132x146	222x132x146	222x132x146	222x132x146
Weight	kg	930	980	980	945	1255

☒ Specifications and details are subject to change without prior notice.

Nilfisk Ride-on Industrial Sweeper

Nilfisk SR 1601



A better design to reduce cleaning costs



The real cost of cleaning is directly related to the equipment used. In other words, the better the design the lower the overall lifecycle costs. True cost savings are achieved through efficiency of operation, reliability, ease of maintenance and, most of all, through productivity. All of which are entirely dependent upon the quality of the product's design. The Nilfisk SR 1601 is a superbly designed and manufactured industrial sweeper. All the technical leadership skills that one expects from the global leader in professional cleaning equipment can be seen in this unit. The dust control, for example, is outstanding, and airborne particles are controlled more effectively thanks to the DustGuard™ system. And less dust means less cleaning elsewhere. Plus the productivity is excellent, thanks to a huge 900 mm main broom, a 1600 mm wide sweeping path, and the SR 1601's all around reliability for getting the job done quickly and well.



Easy to use operating controls mean more efficient cleaning



The exclusive DustGuard™ system effectively controls airborne dust by providing a fine mist of moisture to the front and side brushes



All major components are accessible quickly without the need for tools. Maintenance is fast and simple.

Combining innovation and common sense for better results

- Excellent machine manoeuvrability thanks to the power steering (STD)
- Smart and easy to use controls simplify operation and reduce operator errors
- Nilfisk DustGuard™ system completely controls airborne dust to reduce cleaning time
- Free floating main broom and fine tuning knob adjustment increases productivity and performance
- MaxAccess™ system provides fast and easy access to facilitate servicing
- The strong yet lightweight rotomoulded polyethylene covers and bumpers over a steel chassis provide automobile industry quality protection
- Excellent operator visibility for increased safety and better cleaning coverage
- NoTools™ system speeds main broom and side broom changing cutting down on service time



The patent pending Multispectrum™ filter shaker prevents build-up of dust and clogging for better performance



The Nilfisk SR 1601 features a "high-dump" hopper emptying system, capable of dumping into standard containers



Ramp climbing ability - up to 25%



The Nilfisk SR 1601 incorporates superb high-dump capability up to 154 cm from ground level